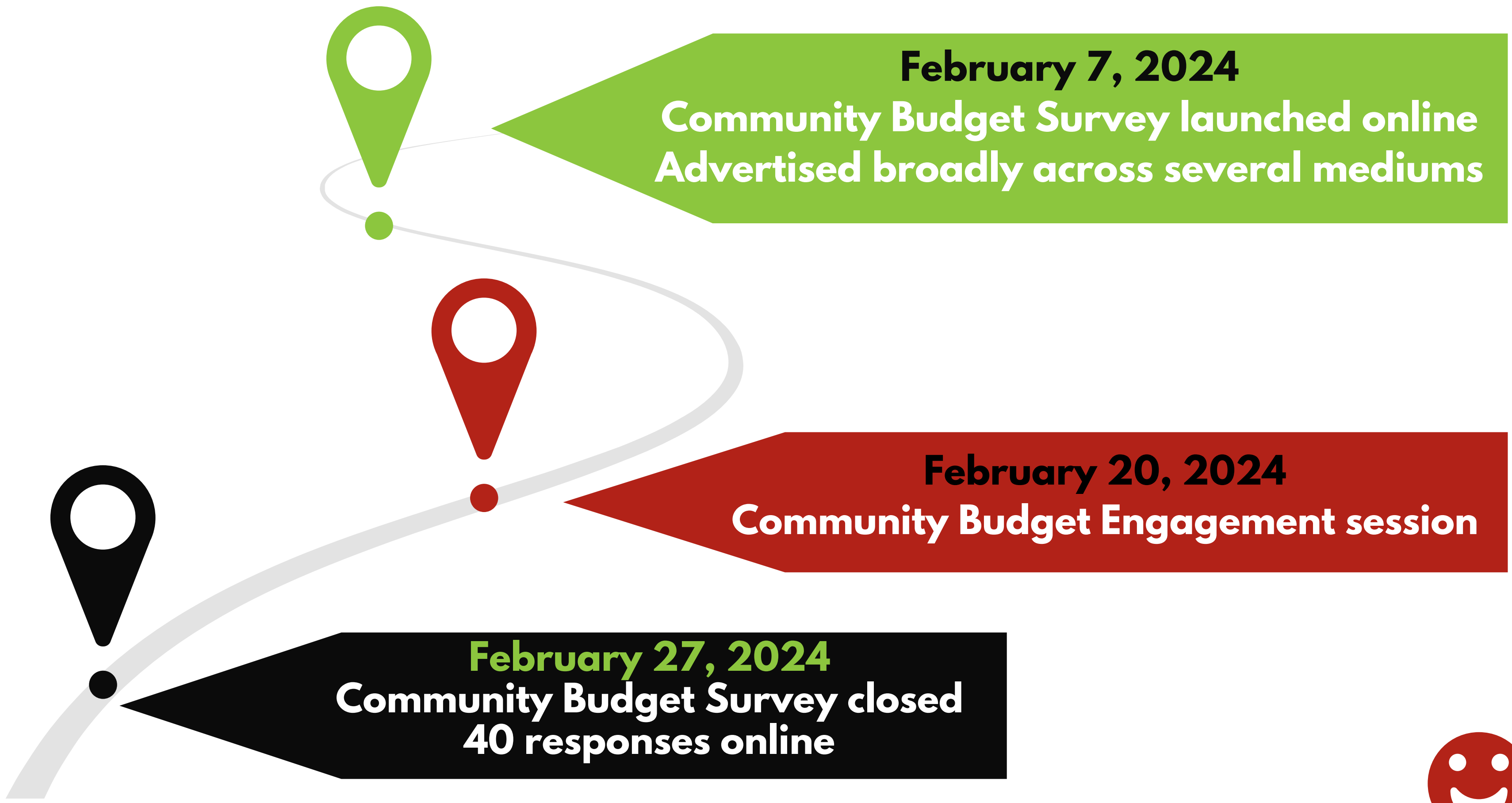



# 2024 BUDGET SURVEY



# Which of the following best describes you? (Please choose all that apply)




# Rate your understanding of the municipal budget process

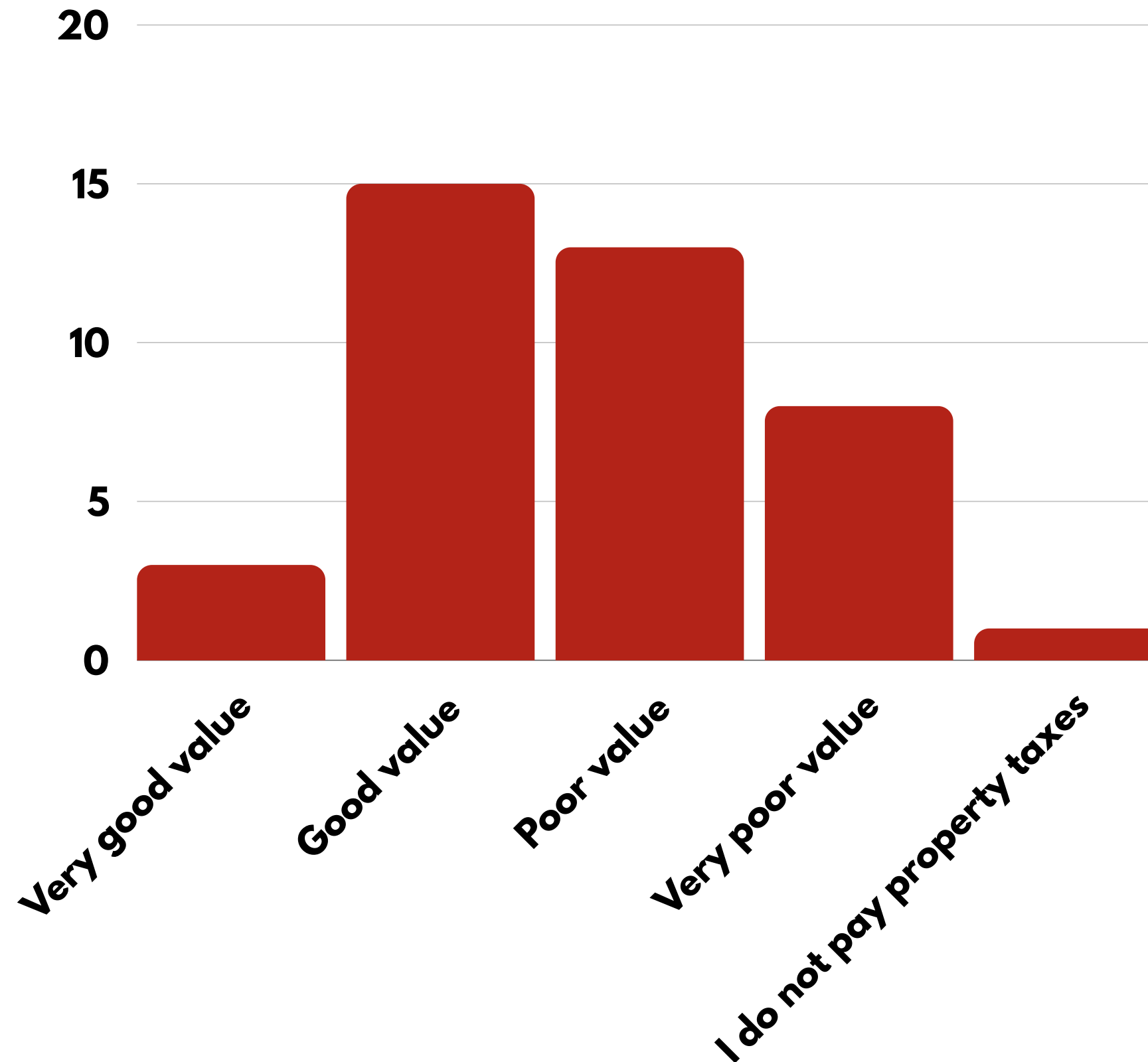


**Knowledge of budget process**

**Understanding of how your tax dollars are used**



# Overall, how would you rate the value you receive for the property tax you pay?



# What would you identify as your top five municipal service priorities?

**Roads and sidewalks (92.5%)**

**Sewer and wastewater (85%)**

**Fire and Police Services (67.5%)**

**Stormwater Management (55%)**

**Building a green and sustainable community (42.5%)**



# Public Works

**45% of respondents would choose to maintain the current level of services, which may require a tax increase to offset inflation**

**17.5% of respondents would choose to enhance the level of services, which may require a tax increase above inflation**

**17.5% of respondents would choose to reduce the level of services, to maintain current tax levels**



# Public Works

What we heard: Public Works

**Continue focus on sidewalks and street repair**

**Wastewater treatment is a priority**

**Enhanced bike lanes**

**Increase efficiency**





# Community Development

**32.5% of respondents would choose to reduce the level of services, to maintain current tax levels**

**27.5% of respondents would choose to maintain the current level of services, which may require a tax increase to offset inflation**

**27.5% of respondents would choose to reduce the level of services, to reduce taxes**



# Community Development

What we heard: Community Development

**Better communication of existing programming**

**Offer more programming for all ages**

**Focus on community/economic development**

**Inclusive programming**

**Increase efficiency**



# Administration

**32.5% of respondents would choose to maintain the current level of services, which may require a tax increase to offset inflation**

**25% of respondents would choose to reduce the level of services, to maintain current tax levels**

**22.5% of respondents would choose to reduce the level of services, to reduce taxes**



# Administration

What we heard: Administration

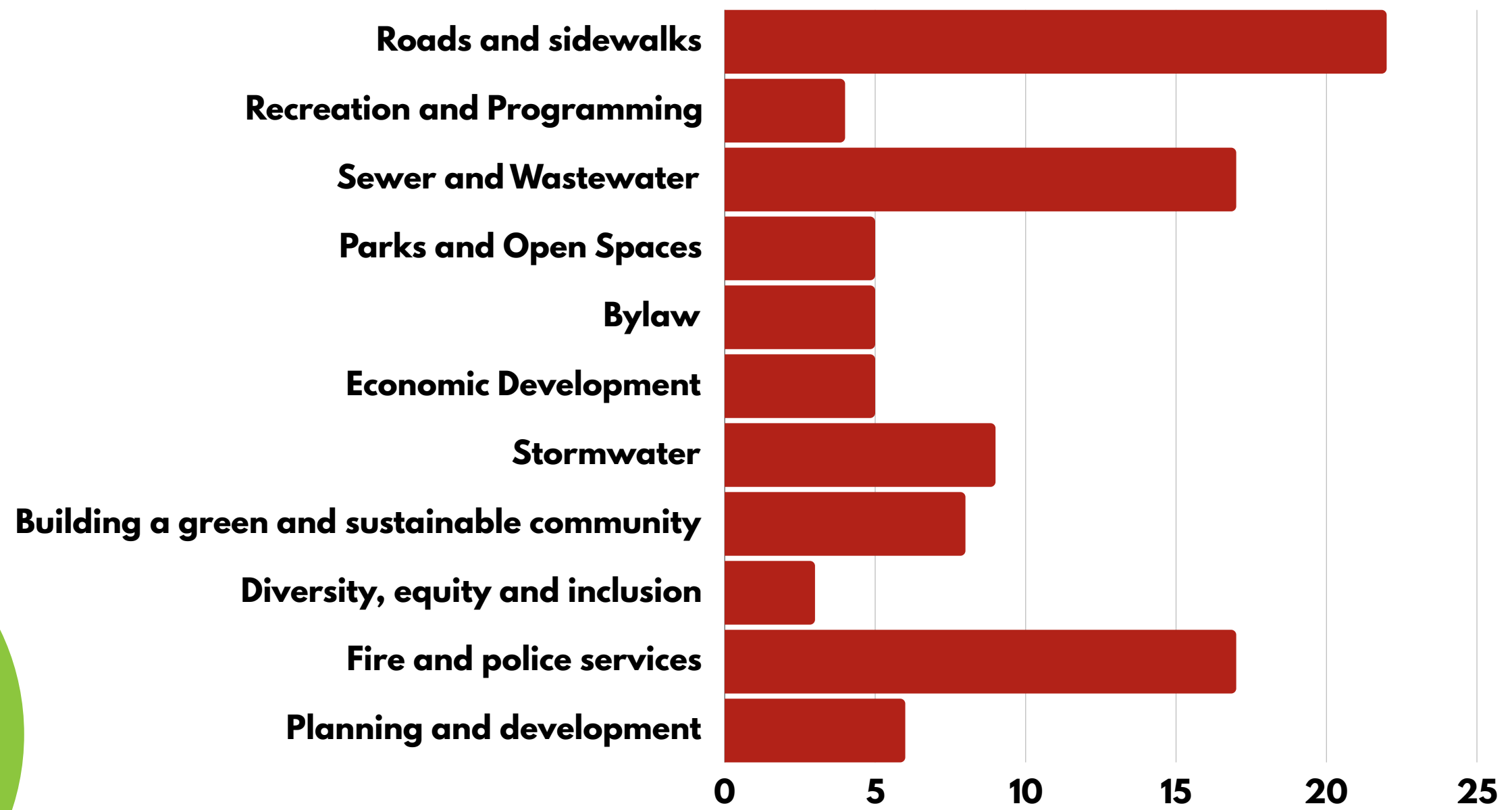
**Increase levels of customer service**

**Better communication**

**Increase efficiency**

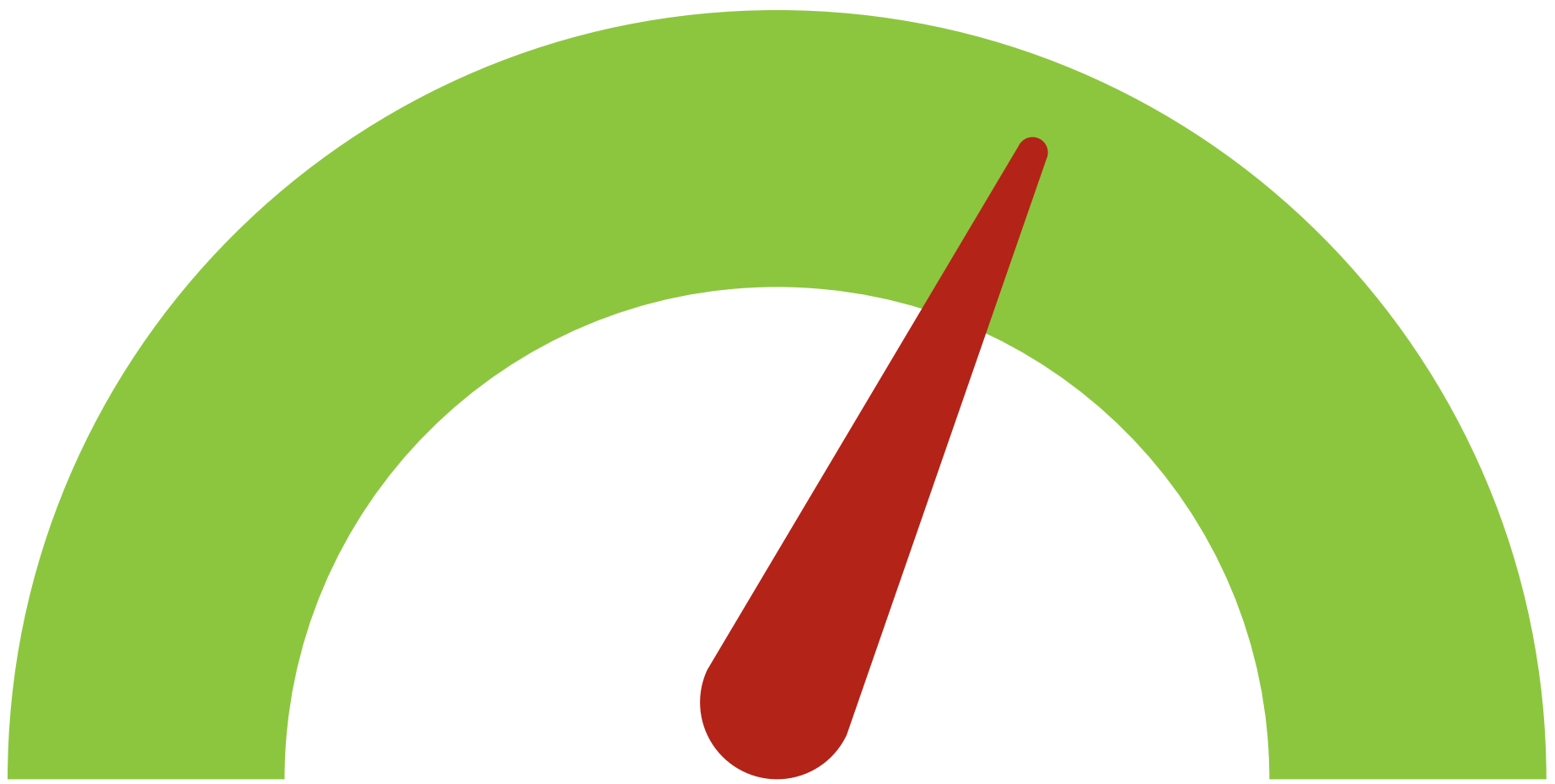


# How respondents would allocate funds, if given \$100 to spend:



# Bylaw

**62.5% of respondents would not support an increase in the budget for bylaw enforcement**




# Summary of comments

Respondents would like to see:

**No increase in taxes**

**Services maintained at current levels**

**Increased efficiency across all departments**



# Summary of comments

Respondents are happy with:


**Friendly staff**

**Snow removal**

**Brush/leaf pickup**

**Recreation services**

**Berwick Electric Commission**





# 2024 BUDGET SURVEY